



## PRE-ENGINEERED SUPPRESSION SYSTEM LAYOUT & DRAWING ORDER FORM

### DRY CHEMICAL

COMPANY NAME

STANDARD LEAD TIME IS 3-5 BUSINESS DAYS

ADDRESS 1

EXPEDITED SERVICE REQUESTED

ADDRESS 2

CITY

STATE

ZIP

EMAIL ADDRESS

OFFICE NUMBER

CELL NUMBER

CREDIT CARD INFO

CARD ON FILE?

UPDATE CARD ON FILE?

NAME ON CARD

CARD NUMBER

EXPIRATION

CCV CODE

BILLING ZIP

I AUTHORIZE FIRESYSTEMDRAWINGS LLC TO CHARGE MY CREDIT CARD FOR ALL SERVICES RENDERED IN ACCORDANCE WITH THE LATEST PRICE LIST.

SIGNATURE

TITLE BLOCK INFO

COMPANY LOGO

JOB NAME

ON FILE

ADDRESS 1

ATTACHED TO EMAIL

ADDRESS 2

CITY

STATE

ZIP

INCLUDE IN DRAWING PACKAGE (check all desired options; add special requests in space below; additional charges apply)

PIPE ISOMETRICS

FLOOR PLAN

SCALED DRAWING

OTHER SPECIAL REQUEST (specify below)

Send completed form to [mail@firesystemdrawings.com](mailto:mail@firesystemdrawings.com) for processing

## SYSTEM DETAILS

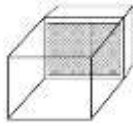
SYSTEM BRAND      AMEREX      KIDDE  
                                  ANSUL      PYROCHEM  
                                  BADGER      OTHER

PLEASE USE A SEPARATE FORM FOR EACH SYSTEM OR LIKE HAZARD

GAS VALVE      MECHANICAL      ELECTRIC      ELECTRIC SHUT DOWN      SIZE  
 AUXILIARY CONNECTIONS      HORN STROBE / BELL      BUILDING FIRE ALARM      MUA SHUT DOWN      EXHAUST FAN SHUT DOWN  
*Check all that apply*

## VEHICLE SPRAY BOOTH

BOOTH TYPE (select one)



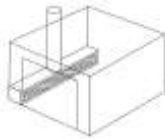
CROSS-DRAFT / BOX-TYPE



DRIVE-THRU / PANT-LEG



DOWNDRAFT (w/ pit and/or tunnel)



SEMI-DOWNDRAFT (side exhaust)



DOWNDRAFT (w/ raised floor or basement)

### VEHICLE SPRAY BOOTH DIMENSIONS

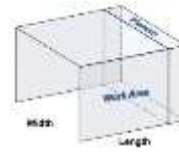
	WORK AREA	PLENUM	DUCT	TOP	REAR
HEIGHT	HEIGHT	SIZE (dia or LxW)			
WIDTH	WIDTH	LENGTH (in feet)			
LENGTH	LENGTH	# OF CHANGES IN DIRECTION <i>Please specify on sketch page</i>			

NOZZLE INFO	WORK AREA	PLENUM	DUCT
NOZZLE TYPE	NOZZLE TYPE	NOZZLE TYPE	NOZZLE TYPE
NOZZLE QTY	NOZZLE QTY	NOZZLE QTY	NOZZLE QTY

TANK SIZES      TANK 1      TANK 2      TANK 3      TANK 4      TANK 5      TANK 6      TANK 7      TANK 8

ADDITIONAL NOTES, COMMENTS OR EXPLANATORY INFO

## OPEN FACE BOOTH

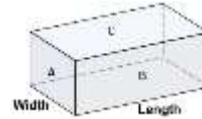


### OPEN FACE BOOTH DIMENSIONS

NOZZLE INFO	WORK AREA			PLENUM			DUCT				
	HEIGHT			HEIGHT			SIZE (dia or LxW)			TOP	REAR
	WIDTH			WIDTH			LENGTH (in feet)				
	LENGTH			LENGTH			# OF CHANGES IN DIRECTION				
<i>Please specify on sketch page</i>											
SCREENING AREA (WxH)											
NOZZLE INFO	WORK AREA			PLENUM			DUCT				
	NOZZLE TYPE			NOZZLE TYPE			NOZZLE TYPE				
	NOZZLE QTY			NOZZLE QTY			NOZZLE QTY				
SCREENING NOZZLE QTY											
AGENT TYPE	ABC	BC	AGENT TYPE	ABC	BC	AGENT TYPE	ABC	BC			
TANK SIZES											
TANK 1	TANK 2	TANK 3	TANK 4	TANK 5	TANK 6	TANK 7	TANK 8				

ADDITIONAL NOTES, COMMENTS OR EXPLANATORY INFO

## TOTAL FLOOD (includes paint mix rooms, chemical storage, etc.)



### ROOM DIMENSIONS


NOZZLE INFO	ROOM 1			ROOM 2			ROOM 3				
	HEIGHT			HEIGHT			HEIGHT				
	WIDTH			WIDTH			WIDTH				
	LENGTH			LENGTH			LENGTH				
TANK SIZES											
TANK 1	TANK 2	TANK 3	TANK 4	TANK 5	TANK 6	TANK 7	TANK 8				

ADDITIONAL NOTES, COMMENTS OR EXPLANATORY INFO



## SKETCH / LAYOUT

(system, floor plan, isometrics, etc. You may also submit multiple sketches, separate project documents or other relevant files for our reference)



### TERMS & CONDITIONS OF PURCHASE

- FireSystemDrawings LLC is a third-party drawing service and is not responsible for any acts, omissions, errors, design, layout, installation or protection methods illustrated in our drawing packages. Responsibility lies solely with the authorized, certified, and properly trained installer of the fire suppression system to verify accuracy and compliance with the manufacturer's listing and/or AHJ approval.
- All payment terms are COD payable by credit card upon delivery. In order to keep our prices low and maintain focus on producing high quality drawings, we do not offer any other payment terms at this time. Your order submission is your approval to perform the work and charge the credit card you provided. Charges may still be assessed for any cancellations received AFTER work has begun.
- All drawing packages provided by FireSystemDrawings LLC are the exclusive property of FireSystemDrawings LLC and may not be reproduced, modified, altered or otherwise used by any party without the expressed written permission of FireSystemDrawings LLC. Customers of FireSystemDrawings LLC are hereby granted an implied limited use license to provide copies of drawings for purposes of plan review, permit or project approval only. Drawings may not be re-sold, re-marketed or distributed without the expressed written permission of FireSystemDrawings LLC.
- Information contained in the drawing packages are based on the latest information known to FireSystemDrawings LLC as provided by our Customers. Because FireSystemDrawings LLC is not the "designer of record" of the system, it is the responsibility of the system installer to review the contents of the drawing package and provide updated information as may be necessary.

Send completed form to [mail@firesystemdrawings.com](mailto:mail@firesystemdrawings.com) for processing