



PRE-ENGINEERED SUPPRESSION SYSTEM LAYOUT & DRAWING ORDER FORM

WET CHEMICAL

COMPANY NAME

STANDARD LEAD TIME IS 3-5 BUSINESS DAYS

ADDRESS 1

EXPEDITED SERVICE REQUESTED

ADDRESS 2

CITY

STATE

ZIP

EMAIL ADDRESS

OFFICE NUMBER

CELL NUMBER

CREDIT CARD INFO

CARD ON FILE?

UPDATE CARD ON FILE?

NAME ON CARD

CARD NUMBER

EXPIRATION

CCV CODE

BILLING ZIP

I AUTHORIZE FIRESYSTEMDRAWINGS LLC TO CHARGE MY CREDIT CARD FOR ALL SERVICES RENDERED IN ACCORDANCE WITH THE LATEST PRICE LIST.

SIGNATURE

TITLE BLOCK INFO

COMPANY LOGO

JOB NAME

ON FILE

ADDRESS 1

ATTACHED TO EMAIL

ADDRESS 2

CITY

STATE

ZIP

INCLUDE IN DRAWING PACKAGE (check all desired options; add special requests in space below; additional charges apply)

PIPE ISOMETRICS

FLOOR PLAN

SCALED DRAWING

OTHER SPECIAL REQUEST (specify below)

Send completed form to mail@firesystemdrawings.com for processing

SYSTEM DETAILS

PLEASE USE A SEPARATE
FORM FOR EACH SYSTEM

SYSTEM BRAND	AMEREX	BUCKEYE	PROTEX
	ANSUL	CORE	PYROCHEM
	BADGER	KIDDE	OTHER

CYLINDER LOCATION	LEFT OF HOOD	RIGHT OF HOOD	BETWEEN HOODS	BEHIND HOOD
-------------------	--------------	---------------	---------------	-------------

TANK SIZES	TANK 1	TANK 2	TANK 3	TANK 4	TANK 5	TANK 6	TANK 7	TANK 8
------------	--------	--------	--------	--------	--------	--------	--------	--------

ARE ANY TANKS MANIFOLDED TOGETHER?	YES	WHICH ONES?
------------------------------------	-----	-------------

GAS VALVE	MECHANICAL	ELECTRIC	ELECTRIC APPLIANCE SHUT DOWN	SIZE
-----------	------------	----------	------------------------------	------




AUXILIARY CONNECTIONS <i>Check all that apply</i>	HORN STROBE / BELL	BUILDING FIRE ALARM	MUA SHUT DOWN	ALL ELECTRIC UNDER HOOD
--	--------------------	---------------------	---------------	-------------------------

HAZARD DETAILS

HOOD DIMENSIONS (in feet)

HOOD 1	HOOD 5
HOOD 2	HOOD 6
HOOD 3	HOOD 7
HOOD 4	HOOD 8

PLENUM TYPE

STANDARD	
"V" BANK	
BACK-TO-BACK	

PLENUM NOZZE TYPE

QUANTITY

DUCT DIMENSIONS (in inches)	HOOD CONNECTION		HOOD #	NOZZLE TYPE	QUANTITY	TANK #
	TOP	REAR				

DUCT 1
DUCT 2
DUCT 3
DUCT 4
DUCT 5
DUCT 6


APPLIANCE DETAILS (left to right)

	TYPE / DESCRIPTION	SIZE (L x W)	LINK TEMP	NOZZLE TYPE	NOZ QTY	TANK #	HOOD #
1							
2							
3							
4							
5							
6							
7							
8							
9							
10							
11							
12							
13							
14							
15							
16							
17							
18							
19							
20							

NOTES, COMMENTS, ADDITIONAL INSTRUCTIONS

SKETCH / LAYOUT

(system, floor plan, isometrics, etc. You may also submit multiple sketches, separate project documents or other relevant files for our reference)



TERMS & CONDITIONS OF PURCHASE

- FireSystemDrawings LLC is a third-party drawing service and is not responsible for any acts, omissions, errors, design, layout, installation or protection methods illustrated in our drawing packages. Responsibility lies solely with the authorized, certified, and properly trained installer of the fire suppression system to verify accuracy and compliance with the manufacturer's listing and/or AHJ approval.
- All payment terms are COD payable by credit card upon delivery. In order to keep our prices low and maintain focus on producing high quality drawings, we do not offer any other payment terms at this time. Your order submission is your approval to perform the work and charge the credit card you provided. Charges may still be assessed for any cancellations received AFTER work has begun.
- All drawing packages provided by FireSystemDrawings LLC are the exclusive property of FireSystemDrawings LLC and may not be reproduced, modified, altered or otherwise used by any party without the expressed written permission of FireSystemDrawings LLC. Customers of FireSystemDrawings LLC are hereby granted an implied limited use license to provide copies of drawings for purposes of plan review, permit or project approval only. Drawings may not be re-sold, re-marketed or distributed without the expressed written permission of FireSystemDrawings LLC.
- Information contained in the drawing packages are based on the latest information known to FireSystemDrawings LLC as provided by our Customers. Because FireSystemDrawings LLC is not the "designer of record" of the system, it is the responsibility of the system installer to review the contents of the drawing package and provide updated information as may be necessary.

Send completed form to mail@firesystemdrawings.com for processing